

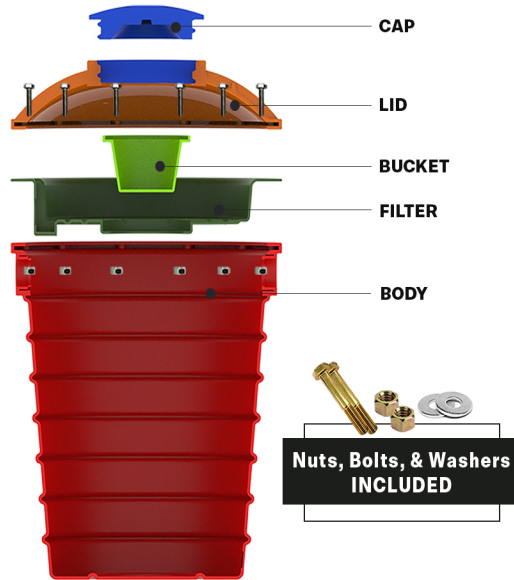
LLDPE SEPTIC TANK

APPLICATIONS

Residential Houses	Schools	Buildings
Warehouses	Hotels	Resorts
Campgrounds	Factories	Subdivisions

MATERIAL

Linear Low-Density Polyethylene - LLDPE



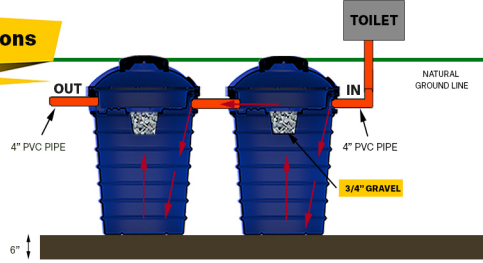
SPECIFICATIONS

- HEIGHT :** 1600 mm
- DIAMETER :** 1120 mm
- VOLUME :** 1000L
- WEIGHT :** 54 kg
- MATERIAL :** LLDPE
- COLOR :** BLUE

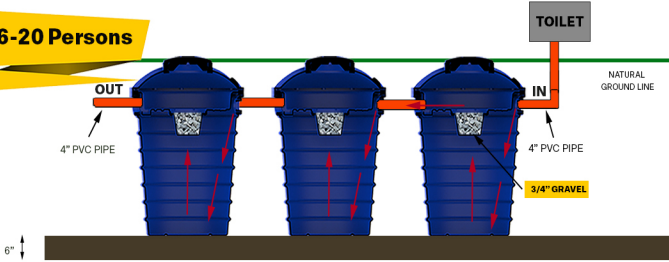
7-10 Persons



11-15 Persons



16-20 Persons



INSTALLATION PROCEDURE



- 1** Assemble the septic tank body, filter, bucket, lid, cap, bolts, nuts and gravels.
- 2** Dig a hole about 1.6 meters deep and with a diameter of 1.5 meters.
- 3** Level the ground at the bottom of the hole by spreading about 6" of sand over the ground ensuring ideal compression.
- 4** Lower the Fujipipes SEPTICO Septic Tank into the hole. Ensure that the cover of the manhole should be 8cm above natural ground line or at the height that corresponds to the inlet and outflow pipes required elevation.
- 5** Connect the tank's inlet pipe to the bathroom's outlet pipe, and the tank's output pipe to the drainage.
- 6** Fill the bucket with 3/4" gravel up to 90% of its capacity.
- 7** Fill the tank's surroundings with soil. Cover the ground with concrete, leaving the septic cap exposed.
- 8** Tank must not be backfilled when empty. Fill with water before backfill.



LLDPE SEPTIC TANK

PROUDLY
MADE IN
NEGROS
ISLAND



+ 63.917.300.1110



sales@fujipipes.com



Fujipipes



fujipipes.com



ANOTHER QUALITY PRODUCT OF
CENTRAL NEGROS FUJIPIPES INDUSTRIES, INC.